
Leverage and Margin Policy

19.06.2020

1 | Page

LEVERAGE AND MARGIN POLICY

This Leverage and Margin Policy is effective from 01/08/2018 after relevant approval from the Board of Directors of the Company and it was last updated on 19/06/2020. This Policy forms an integral part of the Company's Policies and Operation's Manuals and shall be reviewed at least on an annual basis and updated accordingly.

The Company is a regulated investment services firm, authorized in the conduct of its activities by the Cyprus Securities and Exchange Commission ("CySEC") under license number 273/15.

The Company reserves the right to amend or supplement this Policy at any time. This Policy does not replace our Investment Services Agreement (Terms and Conditions of Trading) which we ask that you read carefully before you enter into any trading.

This Policy sets out how we set Leverage and Margin levels and procedures with respect to our clients' trading with the Company. You must read this Policy carefully before you enter into any trading with us. If any terms of this Policy are unclear to you, you should seek independent legal advice. Please contact us by using our live chat or email support@kdna-investment.com

Risk Warning: Contracts for Difference ("CFDs") are complex financial products, highly speculative and carry a high level of risk that may not be suitable for all investors. Traders of CFDs do not own, or have any rights to, the underlying assets. You may sustain a loss of some or all of your invested capital; therefore, you should not speculate with capital that you cannot afford to lose. CFDs are marginal products with leverage, and may result in the loss of your entire deposits. Past performance does not constitute a reliable indicator of future results. Future forecasts do not constitute a reliable indicator of future performance. Before deciding to trade, you should be made aware of the risks associated with Contracts for Difference and seek advice from an independent and suitably licensed financial advisor. The Company will under no circumstances be liable to any person or entity for any losses in whole or part caused by or related to CFD's. By trading with the company, you accept that you are trading at your own risk. For further explanation of the risks involved, you are advised to read carefully of Risk Disclosure and Warnings Notice.

Table of Contents

1. INTRODUCTION	4
2. SCOPE	4
3. LEGAL AND REGULATORY FRAMEWORK	4
4. APPLICABILITY	4
5. COMPANY’S COMMITMENT	5
6. FACTORS CONSIDERED	5
7. CLIENTS’ CATEGORISATION	5
8. LEVERAGE RATIOS FOR DIFFERENT ASSET CLASSES AND FINANCIAL INSTRUMENTS	6
9. KEY TERMS - LEVERAGE TRADING AND MARGIN	7
9.1. What is Leveraged Trading?	7
9.2. What is a Spread?	8
9.3. What is Initial/ Required Margin?	8
9.4. What is Equity?	8
9.5. Introduction to Margin Level	8
9.6. What is Free Margin?	9
9.7. What is Maintenance Margin?	9
9.8. What is Used Margin?	9
9.9. What is Margin Level?	10
9.10. Our Margin Level Policy	10
10. NEGATIVE BALANCE PROTECTION	11
11. MARGIN CLOSE-OUT PROTECTION	11
12. CONFLICTS OF INTEREST	11
13. OFFERING CFDs IN CERTAIN JURISDICTIONS	11
14. APPLICABLE LANGUAGE	11
15. QUERIES	12
16. PRODUCTS/ SYMBOLS OFFERED BY KDNA FOR TRADING	12

1. INTRODUCTION

K-DNA Financial Services Limited (“the “Company”, “we” or “us”) is a Cyprus Investment Firm licensed and regulated by the Cyprus Securities and Exchange Commission (“CySEC”) under license number 273/15.

2. SCOPE

This Leverage and Margin Policy (the “Policy”) sets out how we set leverage and margin levels and procedures when you trade in Contracts of Difference (“CFDs”) with us.

The Company’s leveraged financial instruments (the “Leveraged products”) are the following:

- Financial Contracts for Differences (“CFDs”) on Forex, Shares, Indices, Commodities and Cryptocurrencies.

The purpose of this Policy is to explain the key aspects of leverage trading with margin and what leverage levels we make available depending on your knowledge and experience and regulatory requirements. It also outlines the impact on your margin and account where negative market movements occur.

3. LEGAL AND REGULATORY FRAMEWORK

This Policy is issued pursuant to, and in compliance with the requirements of EU Directive 2014/65/EU on Markets in Financial Instruments (“MiFID II”) and the Investment Services and Activities and Regulated Markets Law of the Republic of Cyprus Law 87(I)/2017, which transposed MiFID II into Cyprus legislation.

Furthermore, this Policy complies with Directive DI87-09 for the restriction on the Marketing, Distribution or Sale of Contracts for Differences (CFDs) to Retail Clients, which has been issued by CySEC on 27 September 2019 (hereinafter referred to as the “National Product Intervention Measures”)

The Company’s Board of Directors has approved this Policy. Also, it is the Company’s policy to review the present Policy once a year, and where relevant amendments need to be made, the Company’s Compliance function shall be responsible for the update of this Policy, prior to its submission at the Board of Directors for its further approval.

4. APPLICABILITY

This Policy applies to Company’s execution of orders on behalf of Retail clients and Professional clients according to the Regulations, as defined above. If you are an Eligible Counterparty as defined under the Regulations this Policy does not apply to you.

5. COMPANY'S COMMITMENT

The Company has a duty to act honestly, fairly, professionally and in the best interests of our clients when dealing with them.

In relation to Leverage and Margin, we are required:

- a) To set leverage levels that reflect your knowledge and experience in trading in complex financial instruments like CFDs given that trading with leverage and margin is a key characteristic of trading in such products;
- b) To have regard to our duty to treat you fairly by avoiding aggressive leverage practices towards you;
- c) To have regard to the underlying performance fundamentals of the financial instruments on which our Leveraged products are based, including historic volatility, depth of market liquidity and trading volumes, market capitalization of the issuer and country of issuer of the underlying financial instrument, our ability to hedge market risk and the general political and economic environment. We adjust and calibrate the above variables in determining the leverage levels we offer for asset classes or financial instruments;
- d) Given that we effectively provide the leverage for which you trade, to have regard to our own risk management appetite and risk bearing capacity and to have in place policies, procedures and practices to manage our (primarily) market risk emanating from such leverage and margin trading by our clients;
- e) To apply regulatory requirements and caps as set by CySEC and/ or ESMA (if applicable).

6. FACTORS CONSIDERED

The Company takes into consideration the following factors when determining the maximum allowed leverage:

- Client's Knowledge & Trading experience: With a series of questions in the account opening application we determine the client's financial strength, financial knowledge, trading experience, and trading style;
- The risk appetite and risk management of the Company;
- The capital base and financial strength of the Company, as calculated and monitored based on the Company's Capital Adequacy;
- Asset Class: The Company's leverage ratios for different asset classes and financial instruments are presented in Section 8 of this policy.

7. CLIENTS' CATEGORISATION

A. Retail Clients

Subject to satisfying the qualitative appropriateness testing as part of the on-boarding application process, all Retail Clients will be offered leverage as set out in Section 8 of this Policy and prescribed by National Product Intervention Measures.

Those applicants who do not pass the online appropriateness testing that includes qualitative questions regarding their wealth and experience together with an online questionnaire to demonstrate their knowledge of the risks and workings of the CFD products will not be allowed to trade with the Company.

This leverage will only be offered to Retail clients who have significant experience of trading leveraged financial products and/ or have clearly demonstrated that they understand the nature and risks of the CFD product set.

B. Professional Clients

With respect to Professional Clients, as these are defined in the Company's Client Categorisation Policy, the maximum allowed leverage limit applicable to each financial instrument/underlying asset class in accordance with section 8 is offered as a default.

Professional Clients have the choice to change (i.e. lower or re-increase) the leverage ratios they trade with via the trading platform, subject to the caps that we may apply based on our internal principles of risk appetite and tolerance. We reserve the right to introduce additional leverage levels.

8. LEVERAGE RATIOS FOR DIFFERENT ASSET CLASSES AND FINANCIAL INSTRUMENTS

We enable you to trade CFDs via MT4 desktop, Webtrader and mobile trading platforms.

With respect to retail clients, the amount of available leverage depends, inter alia, on the results of the assessment of appropriateness of the Client.

In accordance with the applicable regulations, the Company offers different categories of margin requirements depending on the particular asset in order for the client to manage the exposure of the account in a more efficient way during volatile markets. The main idea is to protect the Clients' accounts by requiring lower margin requirements for less volatile instruments and higher margin requirements for higher volatile instruments. This concept is illustrated below.

The Leveraged products relate to underlying asset classes and financial instruments. We set out here below these classes together with the maximum leverage levels we make available through our trading platforms:

A. Financial Contracts for Differences

Retail Clients		
Security/Symbols	Leverage	Initial Margin Required
Forex major (pair of any two of these – EUR, USD, JPY, GBP, CAD, CHF)	1:30	3.33%
Forex non-major + Gold (XAU) + Major indices (CAC 40, FTSE 100, DAX 30, DJIA, S&P500, NASDAQ, NASDAQ 100, Nikkei 225 EURO STOXX50, ASX 200)	1:20	5%
Commodities (All except Gold) + Non-major indices (All except Major Indices)	1:10	10%
World Shares/Stocks / Any other instrument that does not fall in other category	1:5	20%
Cryptocurrencies	1:2	50%

Professional Clients	
Security/Symbols	Leverage
Forex (Major and Non-Major)	Up to 1:200
Commodities, Metals, Indices (Major and Non-Major)	Up to 25% of account leverage
World Shares/Stocks	Up to 1:10
Cryptocurrencies	Up to 1:5

B. Professional Clients

Please visit our Website at <https://finmarket.com/> regarding all financial instruments/ underlying asset classes which may be offered by us and the applicable maximum leverage limit based on each category of products. The maximum applicable ratios at any point in time can be found <https://finmarket.com/legal-terms-conditions-2/>

9. KEY TERMS - LEVERAGE TRADING AND MARGIN

9.1. What is Leveraged Trading?

Trading on leveraged capital means that you can trade amounts significantly higher than the funds you invest, which only serve as the margin. High leverage can significantly increase the potential return, but it can also significantly increase potential losses. Please see below an explanation on our “Negative Balance Protection” where we guarantee that you cannot lose more funds than what you have invested. The leverage is specified as a ratio, for example 1:2, 1:5, 1:10, 1:20, 1:30, and we reserve the right to introduce additional leverage levels. This means that you, as our client, can trade with amounts many times higher than you could invest in a particular CFD without the margin we provide.

Sometimes the Leverage is expressed in percentage terms – and referred to as Margin requirement.

For example: Leverage of 1:10 is a margin requirement of 10%.
Leverage of 1:20 is a margin requirement of 5%

Example: If the leverage is 1:20 and if you as our client have \$1,000 in your account, it means that you can now open trades worth \$20,000.

9.2. What is a Spread?

The spread is the difference between the Bid price (selling price) and the Ask price (buying price) of the CFD.

Example: If the quote for the EUR/USD pair is 1.2910 against 1.2913, then the spread is 3 pips.

9.3. What is Initial/ Required Margin?

Also known as the Initial Margin Requirement, the Initial Margin is the percentage of a financial instrument price that you, as the client, need to pay for with your own money. This requirement is basically the amount of collateral needed in order to open a margin account.

Required Margin or Margin Requirement refers to the amount you need in order to open and maintain a position, in addition to the initial loss that will occur due to the spread. The required margin is derived from the following formula: $(Volume * Instrument Price) / Leverage + (Volume * Spread)$.

Example: If you intend to buy a CFD on 10 barrels of oil at a price of 51.30 per barrel. The leverage on the Oil CFD is 1:10. The spread on the Oil CFD is \$0.03. Your Margin Requirement is calculated as follows: $(10 * 51.30) / 10 + (10 * 0.03) = \51.6

9.4. What is Equity?

In short, Equity can be defined as the value of your portfolio with us. Effectively it is the value of your funds with the Company (which at any point in time include realized profits and losses) plus the unrealized profit and loss on your CFDs based on their latest quoted valuation.

9.5. Introduction to Margin Level

The Margin Level indicates how close your account is to a margin call. It is calculated as $Equity / Initial Margin$ and is typically shown in “%”. When the margin level decreases, your account bears an increased risk of liquidation. We call this the Close Out (stop out) Level and explain it further below. You are advised that you should monitor this margin level at all times. Whilst we may from time to time send you notifications of your Margin Level reaching certain thresholds, you are reminded that under the Term and Conditions Agreement between you and us it is your responsibility to monitor at all times the margin level and take relevant actions.

Relevant actions that you can take to restore your Margin Level include:

- Closing or hedging some of your open positions.
- Depositing more funds that can help in averaging down your position.

Please note that we do not provide advice for the trading decisions and actions you take, including with respect to the actions you may take to address the Margin Level requirements such as the ones we refer to above.

9.6. What is Free Margin?

Free Margin is the sum of funds you have available to use as initial margin for new positions. This is calculated by subtracting the margin used for your current open positions from your Equity.

9.7. What is Maintenance Margin?

Maintenance Margin refers to the minimum equity you need to have in order to keep your positions open. This is also commonly referred to as “maintenance requirement” or “minimum maintenance” and is the same as the Close Out we refer to above. If your Maintenance Margin reaches 50%, your positions will start to liquidate starting from the position with the highest losses.

Example: You have an open position on EUR/USD with used margin of \$500. Your Balance is \$10,000 and your Equity \$900. This means that your maintenance margin is at 180% (Equity of \$900 divided by Margin used of \$500). If your floating loss reaches \$9,750 this means that your equity will become \$250. Therefore, your maintenance margin will be $250/500 = 50\%$ and a Margin Close Out will take place.

9.8. What is Used Margin?

Used Margin indicates the sum of margin being used by your current open positions. It is calculated by adding the initial margins of all your open positions.

Example: **You open a position of 10,000 EUR/USD at 1.1175.**

Assume that the initial margin requirement is 3.33% (i.e. a leverage of 1:30). The margin used for your position is calculated as follows: $(10,000 * 1.1175) / 30 + 10,000 * 0.0002 = \374.5

In addition, you open a position of 100 units of the Apple CFD at 107.70.

Assume that the initial margin requirement is 20% (i.e. a leverage of 1:5). So the initial margin used for this position is calculated as follows: $(100 * 107.7) / 5 + 100 * 0.07 = \$2,161.$

Therefore, the total Used Margin that you see in your account with us is \$374.5 + \$2,161=\$2,535.5.

9.9. What is Margin Level?

A margin level is calculated by dividing the current Equity and the Used Margin.

Margin level %= (Equity / Used Margin) * 100

The margin requirement is specific for each asset class/instrument.

Please note that we reserve the right to change at our sole discretion the margin requirements without prior notification to you, based on actual or expected (in our opinion) market volatility or our view of market conditions in general.

Example: Your Equity is: \$1,000 and you wish to open a 1 lot Buy position of USD/CHF

Margin requirement: If for the USD/CHF pair, the margin requirement is 3.33% which equals \$3,330. Margin Level %: ($\$1,000 / \$3,330$) * 100 = 30 %

9.10. Our Margin Level Policy

We advise you that it's your sole responsibility to monitor the margin level of your positions in real-time via your MT4 terminal or web trading platform or your mobile/ tablet app.

Margin Call – It occurs when the funds in trading account cannot cover the possible loss from open trades. It happens when equity falls below used margin. Our Margin Call occurs when the margin level of the account is less than or equal to 150%.

Stop out – At this point, one or all of the trader's active trades are closed automatically, starting from the least beneficial trades, because the accounts margin level has dropped to a point where it can no longer support loss from open trades. Our Stop out occurs when the margin level of the account is less than or equal to 50%.

As mentioned above, the 50% margin level is the minimum margin you need to maintain for an open position. We reserve the right to change this minimum margin level at our discretion in anticipation of evolving market conditions.

Should your equity fall below the minimum margin level of 50%, then we reserve the right to liquidate all or a part of your open trades and close any open positions at our discretion, until your account equity rises above the 50% margin level. We will liquidate positions starting from the position with the highest loss. Please note that we do not provide advice for the trading decisions and actions you take, including with respect to the actions you may take to address the Margin Level requirements such as the ones we refer to above.

10. NEGATIVE BALANCE PROTECTION

We offer all our clients Negative Balance Protection, i.e. to Retail and Professional Clients. ‘Negative Balance Protection’ means the limit of a client’s aggregate liability for all CFDs connected to a CFD trading account with us to the funds in that CFD trading account. This means that our clients will never lose more than the funds in the client account with the Company.

11. MARGIN CLOSE-OUT PROTECTION

As per the National Product Intervention Measures, an investment firm is obliged to provide a retail client with a margin close out protection. Our Company, offers to all our clients, i.e. Retail and Professional Clients, Margin close-out protection. Margin close-out protection means the closure of one or more of a client’s open CFDs on terms most favourable to the client (please refer, among others, to Articles 24 and 27 of MiFID II) when the sum of funds in the CFD trading account and the unrealised net profits of all open CFDs connected to that account falls to less than half (i.e. 50%) of the total initial margin protection for all those open CFDs.

12. CONFLICTS OF INTEREST

The Company is required to establish, implement and maintain an effective conflict of interest policy which shall specify the procedures put in place by the Company for identifying and responsibly managing and controlling and, where necessary, disclosing the conflicts of interest arising in relation to its business. For more information, please refer to the Company’s [Conflicts of Interest policy](https://finmarket.com/legal-conflicts-interests-policy/) at <https://finmarket.com/legal-conflicts-interests-policy/>.

13. OFFERING CFDs IN CERTAIN JURISDICTIONS

Some financial instruments are not eligible for sale in certain jurisdictions or countries. This Policy is not directed to any jurisdiction or country which is included in the Company’s Banned Jurisdictions as this is defined in the Investment Services Agreement (“Terms and Conditions”). The Policy does not constitute an offer, invitation or solicitation to buy or sell financial instruments.

14. APPLICABLE LANGUAGE

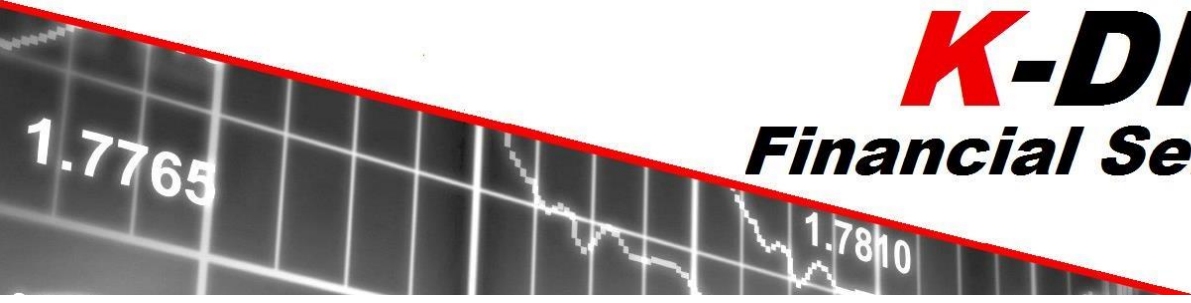
Please note that where you have been provided with a copy of this Policy other than in the English language, such Policy is provided to you for information purposes only. The English version of this Policy is the version that is binding on the Company at all times.

15. QUERIES

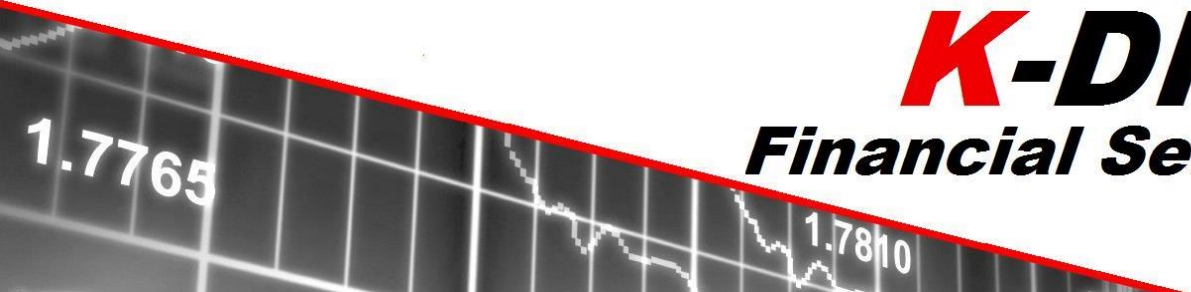
For any further queries regarding this Policy, please contact our Customer Support Team through the Chat at our web site or via email support@finmarket.com

16. PRODUCTS/ SYMBOLS OFFERED BY KDNA FOR TRADING

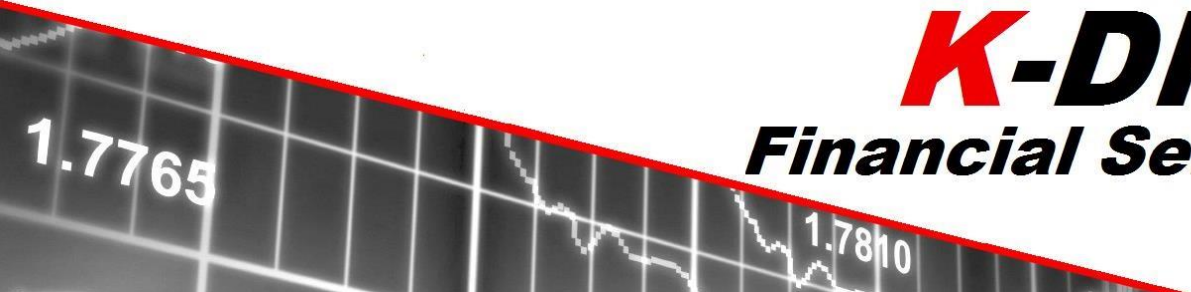
Symbol	Description	Security	Sub Category	Leverage	Initial Margin required
XAUUSD.m!	Gold vs. US Dollar	Commodities!	Commodities! (Gold)	1 : 20	5%
XAUUSD!	Gold vs. US Dollar	Commodities!	Commodities! (Gold)	1 : 20	5%
WHEAT - Date!	Wheat (CME)	Commodities!	Commodities! (except Gold)	1 : 10	10%
SUG11 - Date!	Sugar #11 (ICE-US)	Commodities!	Commodities! (except Gold)	1 : 10	10%
SBEAN - Date!	Soybeans (CME)	Commodities!	Commodities! (except Gold)	1 : 10	10%
RBOB - Date!	R.B.O.B Gasoline (CME)	Commodities!	Commodities! (except Gold)	1 : 10	10%
PLAT - Date!	Platinum (CME)	Commodities!	Commodities! (except Gold)	1 : 10	10%
PALLD - Date!	Palladium (CME)	Commodities!	Commodities! (except Gold)	1 : 10	10%
ORANG - Date!	Orange Juice (ICE-US)	Commodities!	Commodities! (except Gold)	1 : 10	10%
NGAS - Date!	Natural Gas (CME)	Commodities!	Commodities! (except Gold)	1 : 10	10%
COTT2 - Date!	Cotton #2 (ICE-US)	Commodities!	Commodities! (except Gold)	1 : 10	10%
CORN - Date!	Corn (CME)	Commodities!	Commodities! (except Gold)	1 : 10	10%
COPP - Date!	Copper (CME)	Commodities!	Commodities! (except Gold)	1 : 10	10%
COFFE - Date!	Coffee (ICE-US)	Commodities!	Commodities! (except Gold)	1 : 10	10%
COCOA - Date!	Cocoa (ICE-US)	Commodities!	Commodities! (except Gold)	1 : 10	10%
CL - Date!	Light Sweet Crude Oil (CME)	Commodities!	Commodities! (except Gold)	1 : 10	10%
BRNT - Date!	Brent Crude Oil (ICE-EUR)	Commodities!	Commodities! (except Gold)	1 : 10	10%
XAGUSD!	Silver vs. US Dollar	Commodities!	Commodities! (except Gold)	1 : 10	10%
XRUSD!	Ripple vs. US Dollar (Bitfinex)	Cryptos!	Cryptocurrencies	1 : 2	50%
XRGBP!	Ripple vs. Great Britian Pound (Bitfinex)	Cryptos!	Cryptocurrencies	1 : 2	50%
XRPEUR!	Ripple vs. Euro (Bitfinex)	Cryptos!	Cryptocurrencies	1 : 2	50%
XMRUSD!	Monero vs. US Dollar (Bitfinex)	Cryptos!	Cryptocurrencies	1 : 2	50%
XMLUSD!	Stellar Vs. US Dollar (Bittrex)	Cryptos!	Cryptocurrencies	1 : 2	50%
LTCUSD!	Litecoin vs. US Dollar (Bitfinex)	Cryptos!	Cryptocurrencies	1 : 2	50%
LTCGBP!	Litecoin vs. Great Britian Pound (Bitfinex)	Cryptos!	Cryptocurrencies	1 : 2	50%
LTCEUR!	Litecoin vs. Euro (Bitfinex)	Cryptos!	Cryptocurrencies	1 : 2	50%



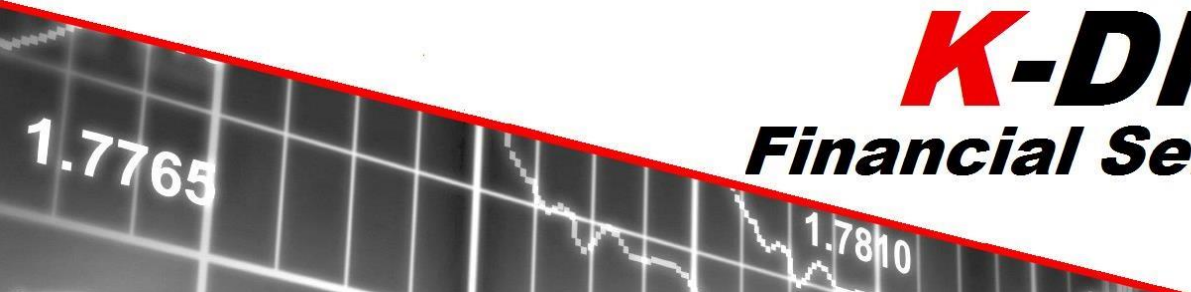
ETHUSD!	Etherium vs. US Dollar (Bitfinex)	Cryptos!	Cryptocurrencies	1 : 2	50%
ETHGBP!	Etherium vs. Great Britian Pound (Bitfinex)	Cryptos!	Cryptocurrencies	1 : 2	50%
ETHEUR!	Etherium vs. Euro (Bitfinex)	Cryptos!	Cryptocurrencies	1 : 2	50%
ETCUSD!	Etherium Classic vs. US Dollar (Bitfinex)	Cryptos!	Cryptocurrencies	1 : 2	50%
ETCGBP!	Etherium Classic Great Britian Pound (Bitfinex)	Cryptos!	Cryptocurrencies	1 : 2	50%
ETCEUR!	Etherium Classic vs. Euro (Bitfinex)	Cryptos!	Cryptocurrencies	1 : 2	50%
DSHUSD!	Dashcoin vs. US Dollar (Bitfinex)	Cryptos!	Cryptocurrencies	1 : 2	50%
DSHGBP!	Dashcoin vs. Great Britian Pound (Bitfinex)	Cryptos!	Cryptocurrencies	1 : 2	50%
DSHEUR!	Dashcoin vs. Euro (Bitfinex)	Cryptos!	Cryptocurrencies	1 : 2	50%
BTGUSD!	Bitcoin Gold vs. US Dollar (Bitfinex)	Cryptos!	Cryptocurrencies	1 : 2	50%
BTCUSD!	Bitcoin vs. US Dollar (Bitfinex)	Cryptos!	Cryptocurrencies	1 : 2	50%
BTCGBP!	Bitcoin vs. Great Britian Pound (Bitfinex)	Cryptos!	Cryptocurrencies	1 : 2	50%
BTCEUR!	Bitcoin vs. Euro (Bitfinex)	Cryptos!	Cryptocurrencies	1 : 2	50%
BCHUSD!	Bitcoin Cash vs. US Dollar (Bitfinex)	Cryptos!	Cryptocurrencies	1 : 2	50%
BCHGBP!	Bitcoin Cash vs. Great Britian Pound (Bitfinex)	Cryptos!	Cryptocurrencies	1 : 2	50%
BCHEUR!	Bitcoin Cash vs. Euro (Bitfinex)	Cryptos!	Cryptocurrencies	1 : 2	50%
XRPUSD.m!	Ripple vs. US Dollar (Bitfinex)	Cryptos!	Cryptocurrencies	1 : 2	50%
XRPGBP.m!	Ripple vs. Great Britian Pound (Bitfinex)	Cryptos!	Cryptocurrencies	1 : 2	50%
XRPEUR.m!	Ripple vs. Euro (Bitfinex)	Cryptos!	Cryptocurrencies	1 : 2	50%
XMRUSD.m!	Monero vs. US Dollar (Bitfinex)	Cryptos!	Cryptocurrencies	1 : 2	50%
LTCUSD.m!	Litecoin vs. US Dollar (Bitfinex)	Cryptos!	Cryptocurrencies	1 : 2	50%
LTCGBP.m!	Litecoin vs. Great Britian Pound (Bitfinex)	Cryptos!	Cryptocurrencies	1 : 2	50%
LTCEUR.m!	Litecoin vs. Euro (Bitfinex)	Cryptos!	Cryptocurrencies	1 : 2	50%
ETHUSD.m!	Etherium vs. US Dollar (Bitfinex)	Cryptos!	Cryptocurrencies	1 : 2	50%
ETHGBP.m!	Etherium vs. Great Britian Pound (Bitfinex)	Cryptos!	Cryptocurrencies	1 : 2	50%
ETHEUR.m!	Etherium vs. Euro (Bitfinex)	Cryptos!	Cryptocurrencies	1 : 2	50%
ETCUSD.m!	Etherium Classic vs. US Dollar (Bitfinex)	Cryptos!	Cryptocurrencies	1 : 2	50%
ETCGBP.m!	Etherium Classic Great Britian Pound (Bitfinex)	Cryptos!	Cryptocurrencies	1 : 2	50%
ETCEUR.m!	Etherium Classic vs. Euro (Bitfinex)	Cryptos!	Cryptocurrencies	1 : 2	50%
DSHUSD.m!	Dashcoin vs. US Dollar (Bitfinex)	Cryptos!	Cryptocurrencies	1 : 2	50%
DSHGBP.m!	Dashcoin vs. Great Britian Pound (Bitfinex)	Cryptos!	Cryptocurrencies	1 : 2	50%
DSHEUR.m!	Dashcoin vs. Euro (Bitfinex)	Cryptos!	Cryptocurrencies	1 : 2	50%
BTGUSD.m!	Bitcoin Gold vs. US Dollar (Bitfinex)	Cryptos!	Cryptocurrencies	1 : 2	50%
BTCUSD.m!	Bitcoin vs. US Dollar (Bitfinex)	Cryptos!	Cryptocurrencies	1 : 2	50%
BTCGBP.m!	Bitcoin vs. Great Britian Pound (Bitfinex)	Cryptos!	Cryptocurrencies	1 : 2	50%
BTCEUR.m!	Bitcoin vs. Euro (Bitfinex)	Cryptos!	Cryptocurrencies	1 : 2	50%



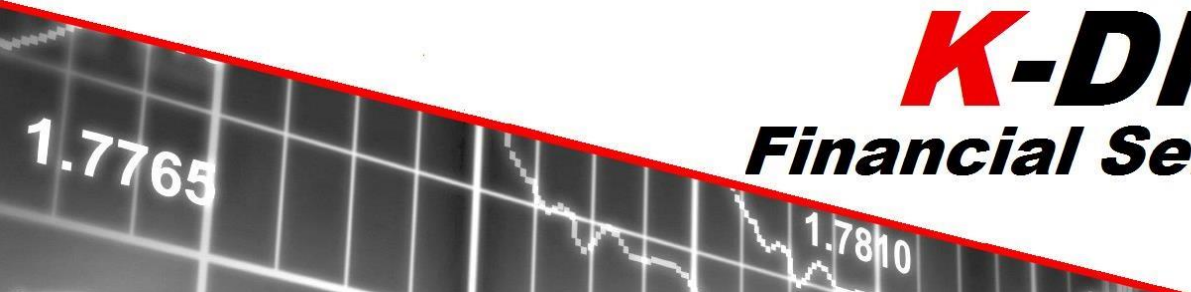
BCHUSD.m!	Bitcoin Cash vs. US Dollar (Bitfinex)	Cryptos!	Cryptocurrencies	1 : 2	50%
BCHGBP.m!	Bitcoin Cash vs. Great Britian Pound (Bitfinex)	Cryptos!	Cryptocurrencies	1 : 2	50%
BCHEUR.m!	Bitcoin Cash vs. Euro (Bitfinex)	Cryptos!	Cryptocurrencies	1 : 2	50%
GBPCHF!	Great Britain Pound vs Swiss Franc	Forex 2!	Forex Major	1 : 30	3.33%
GBPCAD!	Great Britain Pound vs Canadian Dollar	Forex 2!	Forex Major	1 : 30	3.33%
EURCAD!	Euro vs Canadian Dollar	Forex 2!	Forex Major	1 : 30	3.33%
CHFJPY!	Swiss Franc vs Japanese Yen	Forex 2!	Forex Major	1 : 30	3.33%
CADJPY!	Canadian Dollar vs Japanese Yen	Forex 2!	Forex Major	1 : 30	3.33%
CADCHF!	Canadian Dollar vs Swiss Franc	Forex 2!	Forex Major	1 : 30	3.33%
NZDJPY!	New Zealand Dollar vs Japanese Yen	Forex 2!	Forex non-major	1 : 20	5%
NZDCHF!	New Zealand Dollar vs Swiss Franc	Forex 2!	Forex non-major	1 : 20	5%
NZDCAD!	New Zealand Dollar vs Canadian Dollar	Forex 2!	Forex non-major	1 : 20	5%
GBPNZD!	Great Britain Pound vs New Zealand Dollar	Forex 2!	Forex non-major	1 : 20	5%
GBPAUD!	Great Britain Pound vs Australian Dollar	Forex 2!	Forex non-major	1 : 20	5%
EURNZD!	Euro vs New Zealand Dollar	Forex 2!	Forex non-major	1 : 20	5%
EURAUD!	Euro vs Australian Dollar	Forex 2!	Forex non-major	1 : 20	5%
AUDNZD!	Australian Dollar vs New Zealand Dollar	Forex 2!	Forex non-major	1 : 20	5%
AUDJPY!	Australian Dollar vs Japanese Yen	Forex 2!	Forex non-major	1 : 20	5%
AUDCHF!	Australian Dollar vs Swiss Franc	Forex 2!	Forex non-major	1 : 20	5%
AUDCAD!	Australian Dollar vs Canadian Dollar	Forex 2!	Forex non-major	1 : 20	5%
USDZAR!	US Dollar vs South African Rand	Forex 3!	Forex non-major	1 : 20	5%
USDTRY!	US Dollar vs Turkish Lira	Forex 3!	Forex non-major	1 : 20	5%
USDSGD!	US Dollar vs Singapore Dollar	Forex 3!	Forex non-major	1 : 20	5%
USDSEK!	US Dollar vs Swedish Krona	Forex 3!	Forex non-major	1 : 20	5%
USD RUB!	US Dollar vs Russian Ruble	Forex 3!	Forex non-major	1 : 20	5%
USDPLN!	US Dollar vs Polish Zloty	Forex 3!	Forex non-major	1 : 20	5%
USDNOK!	US Dollar vs Norwegian Krone	Forex 3!	Forex non-major	1 : 20	5%
USDMXN!	US Dollar vs Mexican Peso	Forex 3!	Forex non-major	1 : 20	5%
USDINR!	US Dollar vs South India Rupee	Forex 3!	Forex non-major	1 : 20	5%
USDHUF!	US Dollar vs Hungarian Forint	Forex 3!	Forex non-major	1 : 20	5%
USDHKD!	US Dollar vs Hong Kong Dollar	Forex 3!	Forex non-major	1 : 20	5%
USDDKK!	US Dollar vs Danish Krone	Forex 3!	Forex non-major	1 : 20	5%
EURTRY!	Euro vs Turkish Lira	Forex 3!	Forex non-major	1 : 20	5%
EURSEK!	Euro vs Swedish Krone	Forex 3!	Forex non-major	1 : 20	5%
EURPLN!	Euro vs Polish Zloty	Forex 3!	Forex non-major	1 : 20	5%
EURNOK!	Euro vs Norweigen Krone	Forex 3!	Forex non-major	1 : 20	5%



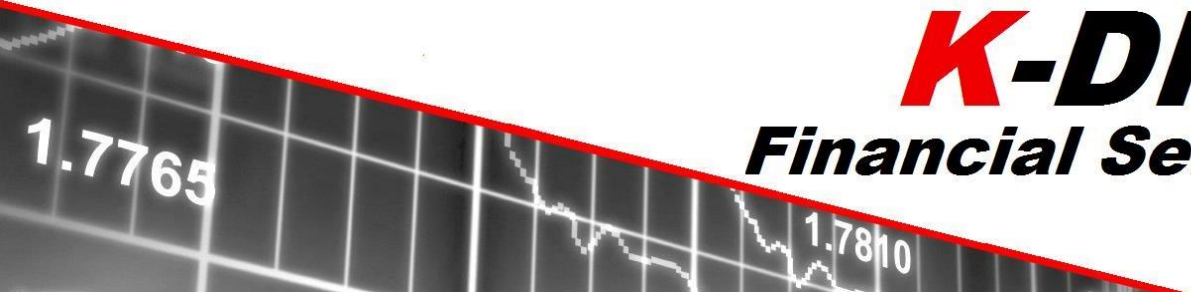
EURHUF!	Euro vs Hungarian Forint	Forex 3!	Forex non-major	1 : 20	5%
EURDKK!	Euro vs Danish Krone	Forex 3!	Forex non-major	1 : 20	5%
USDJPY!	US Dollar vs Japanese Yen	Forex Majors!	Forex Major	1 : 30	3.33%
USDCHF!	US Dollar vs Swiss Franc	Forex Majors!	Forex Major	1 : 30	3.33%
USDCAD!	US Dollar vs Canadian Dollar	Forex Majors!	Forex Major	1 : 30	3.33%
NZDUSD!	New Zealand Dollar vs US Dollar	Forex Majors!	Forex Non-Major	1 : 20	5%
GBPUSD!	Great Britain Pound vs US Dollar	Forex Majors!	Forex Major	1 : 30	3.33%
GBPJPY!	Great Britain Pound vs Japanese Yen	Forex Majors!	Forex Major	1 : 30	3.33%
EURUSD!	Euro vs US Dollar	Forex Majors!	Forex Major	1 : 30	3.33%
EURJPY!	Euro vs Japanese Yen	Forex Majors!	Forex Major	1 : 30	3.33%
EURGBP!	Euro vs Great Britain Pound	Forex Majors!	Forex Major	1 : 30	3.33%
EURCHF!	Euro vs Swiss Franc	Forex Majors!	Forex Major	1 : 30	3.33%
AUDUSD!	Australian Dollar vs US Dollar	Forex Majors!	Forex Non-Major	1 : 20	5%
GBPUSD.m!	Great Britain Pound vs US Dollar	Forex Majors!	Forex Major	1 : 30	3.33%
EURUSD.m!	Euro vs US Dollar	Forex Majors!	Forex Major	1 : 30	3.33%
USDCAD.m!	US Dollar vs Canadian Dollar	Forex Majors!	Forex Major	1 : 30	3.33%
USDCHF.m!	US Dollar vs Swiss Franc	Forex Majors!	Forex Major	1 : 30	3.33%
USDJPY.m!	US Dollar vs Japanese Yen	Forex Majors!	Forex Major	1 : 30	3.33%
SP - Date!	E-MINI S&P500 Index Future (CME)	Indices!	Major Indices!	1 : 20	5%
NSDQ - Date!	Nasdaq100 Index Future (CME)	Indices!	Major Indices!	1 : 20	5%
NK - Date!	Nikkei 225 Index Future (CME)	Indices!	Major Indices!	1 : 20	5%
FTSE - Date!	FTSE 100 Index Future (ICE-EU)	Indices!	Major Indices!	1 : 20	5%
DOW - Date!	MINI-SIZE DOW Index Future (CME)	Indices!	Major Indices!	1 : 20	5%
DJEXX - Date!	DJ Euro Stoxx Index Future (Eurex)	Indices!	Major Indices!	1 : 20	5%
DAX - Date!	DAX 30 Index Future (Eurex)	Indices!	Major Indices!	1 : 20	5%
CAC - Date!	CAC 40 Index Future (Euronext)	Indices!	Major Indices!	1 : 20	5%
ASX - Date!	ASX SPI 200 Index Future (ASX)	Indices!	Major Indices!	1 : 20	5%
VIX - Date!	Volatility SP500 Index Future (CBOE)	Indices!	Non - Major Indices!	1 : 10	10%
USO!	United States OIL LP (NYSE ARCA)	Indices!	Non - Major Indices!	1 : 10	10%
UCO!	Proshares Ultra Bloomberg Cruid OIL (NYSE ARCA)	Indices!	Non - Major Indices!	1 : 10	10%
TADAWUL!	Tadawul All Shares Index - Saudi	Indices!	Non - Major Indices!	1 : 10	10%
TA35!	Tel Aviv 35 Index	Indices!	Non - Major Indices!	1 : 10	10%
OMXS30!	OMXS30 Index (NASDAQ OMX Nordic)	Indices!	Non - Major Indices!	1 : 10	10%
MIB - Date!	FTSE / MIB Index Future	Indices!	Non - Major Indices!	1 : 10	10%
JSE - Date!	FTSE/JSE Top 40 Index Future (Safex)	Indices!	Non - Major Indices!	1 : 10	10%
IBEX - Date!	IBEX Index 35 (BME)	Indices!	Non - Major Indices!	1 : 10	10%



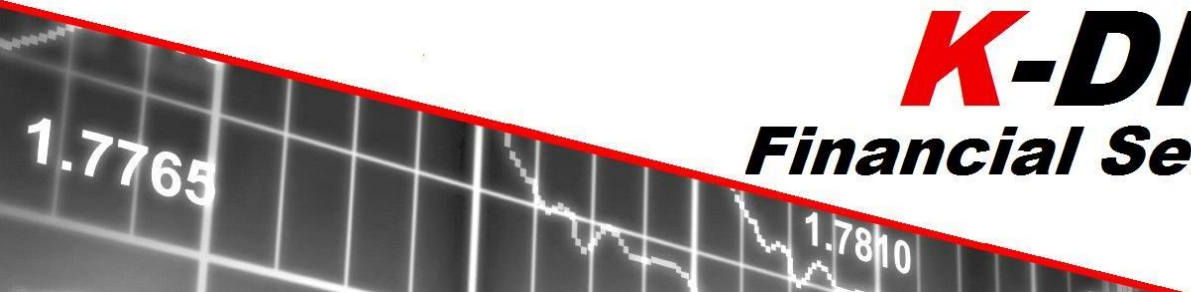
HSI - Date!	Hang Seng Index Future (HKE)	Indices!	Non - Major Indices!	1 : 10	10%
HHI - Date!	China H-Shares Index Futures (HKE)	Indices!	Non - Major Indices!	1 : 10	10%
\$IND - Date!	US\$ Future Index (ICE-US)	Indices!	Non - Major Indices!	1 : 10	10%
3M!	3M Company. NYSE (USA)	World Shares!	World Shares!	1 : 5	20%
ABB!	ABB LTD. (NASDAQ OMX Nordic)	World Shares!	World Shares!	1 : 5	20%
ADOBE!	Adobe Systems Incorporated, NYSE(USA)	World Shares!	World Shares!	1 : 5	20%
ADS!	Adidas AG (XETRA Frankfurt Stock Exchange)	World Shares!	World Shares!	1 : 5	20%
Ahold!	Koninklijke Ahold Delhaize (Frankfurt Stock Exchange)	World Shares!	World Shares!	1 : 5	20%
AIG!	American International Group Inc. NYSE (USA)	World Shares!	World Shares!	1 : 5	20%
AIRBUS!	Airbus Group aerospace (EURONEXT Paris)	World Shares!	World Shares!	1 : 5	20%
AIRLIQUID!	Air Liquide commodity chemicals (EURONEXT Paris)	World Shares!	World Shares!	1 : 5	20%
ALCOA!	Alcoa Inc. NYSE (USA)	World Shares!	World Shares!	1 : 5	20%
Alibaba!	Alibaba Group Holding LTD. NYSE (USA)	World Shares!	World Shares!	1 : 5	20%
ALLI!	Allianz (Frankfurt Stock Exchange)	World Shares!	World Shares!	1 : 5	20%
ALSTOM!	Alstom industrial machinery (EURONEXT Paris)	World Shares!	World Shares!	1 : 5	20%
ALTABA!	Altaba Inc. Nasdaq (USA)	World Shares!	World Shares!	1 : 5	20%
AMAZON!	Amazon Corp. NYSE (USA)	World Shares!	World Shares!	1 : 5	20%
AMEX!	American Express Co. NYSE (USA)	World Shares!	World Shares!	1 : 5	20%
APPLE!	Apple Inc. NASDAQ (USA)	World Shares!	World Shares!	1 : 5	20%
ARCELOR!	ArcelorMittal steel NYSE (USA)	World Shares!	World Shares!	1 : 5	20%
ATT!	AT&T Inc. NYSE (USA)	World Shares!	World Shares!	1 : 5	20%
AXA!	AXA full line insurance (EURONEXT Paris)	World Shares!	World Shares!	1 : 5	20%
B.PETROL!	British Petroleum (London Stock Exchange)	World Shares!	World Shares!	1 : 5	20%
BAIDU!	Baidu Inc. NASDAQ (USA)	World Shares!	World Shares!	1 : 5	20%
BARCLAYS!	Barclays Plc (London Stock Exchange)	World Shares!	World Shares!	1 : 5	20%
BAS!	Basf SE (XETRA Frankfurt Stock Exchange)	World Shares!	World Shares!	1 : 5	20%
BAYER!	Bayer AG (Frankfurt Stock Exchange)	World Shares!	World Shares!	1 : 5	20%
BBVA!	Banco Bilbao Vizcaya Argentaria (Bolsa de Madrid)	World Shares!	World Shares!	1 : 5	20%
BERKSHIRE!	Berkshire Hathaway (B) Inc. NYSE (USA)	World Shares!	World Shares!	1 : 5	20%
BMW!	BMW (Frankfurt Stock Exchange)	World Shares!	World Shares!	1 : 5	20%
BNP!	BNP Paribas banks (EURONEXT Paris)	World Shares!	World Shares!	1 : 5	20%
BOA!	Bank of America Corp. NYSE (USA)	World Shares!	World Shares!	1 : 5	20%
BOEING!	The Boeing Co. NYSE (USA)	World Shares!	World Shares!	1 : 5	20%
BOUYGUES!	Bouygues heavy construction (EURONEXT Paris)	World Shares!	World Shares!	1 : 5	20%
BSANMD!	Banco Santander (Bolsa de Madrid)	World Shares!	World Shares!	1 : 5	20%



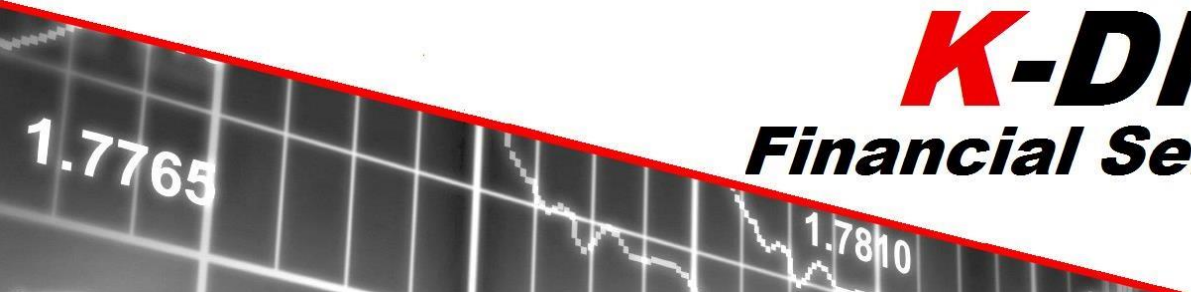
CARREFOUR!	Carrefour food retailers&wholesalers(EURONEXT Paris)	World Shares!	World Shares!	1 : 5	20%
CAT!	Caterpillar Inc. NYSE (USA)	World Shares!	World Shares!	1 : 5	20%
CHEVRON!	Chevron Corporation. NYSE (USA)	World Shares!	World Shares!	1 : 5	20%
CHMO!	China Mobile Ltd. NYSE (USA)	World Shares!	World Shares!	1 : 5	20%
CISCO!	Cisco Systems Inc. NASDAQ (USA)	World Shares!	World Shares!	1 : 5	20%
CITI!	Citigroup Inc. NYSE (USA)	World Shares!	World Shares!	1 : 5	20%
COKE!	The Coca-Cola Co. NYSE (USA)	World Shares!	World Shares!	1 : 5	20%
COMMBK!	Commerzbank (Frankfurt Stock Exchange)	World Shares!	World Shares!	1 : 5	20%
CREDIT!	Credit Agricole banks (EURONEXT Paris)	World Shares!	World Shares!	1 : 5	20%
DAIM!	Daimler (Frankfurt Stock Exchange)	World Shares!	World Shares!	1 : 5	20%
DBFRA!	Deutsche Bank AG (Frankfurt Stock Exchange)	World Shares!	World Shares!	1 : 5	20%
DISNEY!	The Walt Disney Company. NYSE (USA)	World Shares!	World Shares!	1 : 5	20%
DPW!	Deutsche Post AG (XETRA Frankfurt Stock Exchange)	World Shares!	World Shares!	1 : 5	20%
DTELE!	Deutsche Telekom AG (Frankfurt Stock Exchange)	World Shares!	World Shares!	1 : 5	20%
EBAY!	eBay Inc. NASDAQ (USA)	World Shares!	World Shares!	1 : 5	20%
EDFELECT!	EDF electricity (EURONEXT Paris)	World Shares!	World Shares!	1 : 5	20%
ENI!	Eni SpA (Borsa Italiana)	World Shares!	World Shares!	1 : 5	20%
EOAN!	E.ON SE (Frankfurt Stock Exchange)	World Shares!	World Shares!	1 : 5	20%
ERIC!	Ericsson (NASDAQ OMX Nordic)	World Shares!	World Shares!	1 : 5	20%
ESSILOR!	Essilor medical supplies (EURONEXT Paris)	World Shares!	World Shares!	1 : 5	20%
EXXM!	Exxon Mobil Corp. NYSE (USA)	World Shares!	World Shares!	1 : 5	20%
FABG!	Fabege (NASDAQ OMX Nordic)	World Shares!	World Shares!	1 : 5	20%
FACEBOOK!	Facebook Inc. Nasdaq (USA)	World Shares!	World Shares!	1 : 5	20%
FERRARI!	Ferrari N V. NYSE (USA)	World Shares!	World Shares!	1 : 5	20%
FIAT!	Fiat Chrysler Automobiles (Borsa Italiana)	World Shares!	World Shares!	1 : 5	20%
FING!	Fingerprints Card (NASDAQ OMX Nordic)	World Shares!	World Shares!	1 : 5	20%
FIREEYE!	FireEye Nasdaq (USA)	World Shares!	World Shares!	1 : 5	20%
FRTELE!	Orange / France Telecom (EURONEXT Paris)	World Shares!	World Shares!	1 : 5	20%
GAZPROM!	GAZPROM (Moscow Stock Exchange)	World Shares!	World Shares!	1 : 5	20%
GE!	General Electric Co. NYSE (USA)	World Shares!	World Shares!	1 : 5	20%
GEMALTO!	Gemalto cyber security (EURONEXT Paris)	World Shares!	World Shares!	1 : 5	20%
GM!	General Motors Company. NYSE (USA)	World Shares!	World Shares!	1 : 5	20%
GOLDSACHS!	The Goldman Sachs Group Inc. Nasdaq (USA)	World Shares!	World Shares!	1 : 5	20%
GOOGLE!	Google Inc. NASDAQ (USA)	World Shares!	World Shares!	1 : 5	20%
GOPRO!	GoPro Inc. Nasdaq (USA)	World Shares!	World Shares!	1 : 5	20%



Graftech!	Graftech International LTD, Nasdaq (USA)	World Shares!	World Shares!	1 : 5	20%
GROUPEDAN!	Groupe Danone food products (EURONEXT Paris)	World Shares!	World Shares!	1 : 5	20%
HARLEY!	Harley-Davidson Inc, NYSE (USA)	World Shares!	World Shares!	1 : 5	20%
HASBRO!	Hasbro Inc.(HAS) , Nasdaq (USA)	World Shares!	World Shares!	1 : 5	20%
Heineken!	Heineken (EURONEXT Paris)	World Shares!	World Shares!	1 : 5	20%
HEN!	Henkel AG & Co (XETRA Frankfurt Stock Exchange)	World Shares!	World Shares!	1 : 5	20%
HM!	H&M (NASDAQ OMX Nordic)	World Shares!	World Shares!	1 : 5	20%
HPACK!	Hewlett - Packard Company. NYSE (USA)	World Shares!	World Shares!	1 : 5	20%
HSBC!	HSBC Holdings (London Stock Exchange)	World Shares!	World Shares!	1 : 5	20%
IBER!	Acciones Iberdrola (Bolsa de Madrid)	World Shares!	World Shares!	1 : 5	20%
IBM!	International Business Machines Corp. NYSE (USA)	World Shares!	World Shares!	1 : 5	20%
INGA!	ING Greop NV (EURONEXT Paris)	World Shares!	World Shares!	1 : 5	20%
INTEL!	Intel Corp. NASDAQ (USA)	World Shares!	World Shares!	1 : 5	20%
INTEX!	Industria De Diseno Textil (Bolsa de Madrid)	World Shares!	World Shares!	1 : 5	20%
JNJ!	Johnson & Johnson. NYSE (USA)	World Shares!	World Shares!	1 : 5	20%
JPM!	JP Morgan Chase & Co. NYSE (USA)	World Shares!	World Shares!	1 : 5	20%
LEGRAND!	Legrand electrical components&equipm(EURONEXT Paris)	World Shares!	World Shares!	1 : 5	20%
LibertyGlb!	LibertyGlobal Nasdaq (USA)	World Shares!	World Shares!	1 : 5	20%
LINE!	LINE Corporation. NYSE (USA)	World Shares!	World Shares!	1 : 5	20%
LOCKHEED!	Lockheed Martin Corporation, NYSE (USA)	World Shares!	World Shares!	1 : 5	20%
LOREAL!	L'Oréal personal products (EURONEXT Paris)	World Shares!	World Shares!	1 : 5	20%
Lufthansa!	Deutch Lufthansa (Frankfurt Stock Exchange)	World Shares!	World Shares!	1 : 5	20%
LVMH!	LVMH SA (EURONEXT Paris)	World Shares!	World Shares!	1 : 5	20%
MA!	MasterCard Incorporated NYSE (USA)	World Shares!	World Shares!	1 : 5	20%
MACYS!	Macy's Inc, NYSE (USA)	World Shares!	World Shares!	1 : 5	20%
MANU!	Manchester United PLC. NYSE (USA)	World Shares!	World Shares!	1 : 5	20%
MARKS!	Marks & Spencer Group Plc (London Stock Exchange)	World Shares!	World Shares!	1 : 5	20%
MCDON!	McDonald's Corp. NYSE (USA)	World Shares!	World Shares!	1 : 5	20%
METRO!	Metro AG (Frankfurt Stock Exchange)	World Shares!	World Shares!	1 : 5	20%
MICHELIN!	Michelin tires (EURONEXT Paris)	World Shares!	World Shares!	1 : 5	20%
MORGAN_STA!	Morgan Stanley. NYSE (USA)	World Shares!	World Shares!	1 : 5	20%
MRK!	Merck KGaA (XETRA Frankfurt Stock Exchange)	World Shares!	World Shares!	1 : 5	20%
MSFT!	Microsoft Corp. NASDAQ (USA)	World Shares!	World Shares!	1 : 5	20%
MUV!	Munich Re(XETRA Frankfurt Stock Exchange)	World Shares!	World Shares!	1 : 5	20%
NDA!	Nordea Bank (NASDAQ OMX Nordic)	World Shares!	World Shares!	1 : 5	20%



Netflix!	Netflix Inc. Nasdaq (USA)	World Shares!	World Shares!	1 : 5	20%
NIKE!	Nike, NYSE(USA)	World Shares!	World Shares!	1 : 5	20%
NOKIA!	Nokia Corp. NYSE (USA)	World Shares!	World Shares!	1 : 5	20%
NTDOY!	Nintendo LTD. OTC (USA)	World Shares!	World Shares!	1 : 5	20%
NVIDIA!	NVIDIA Corporation, NYSE (USA)	World Shares!	World Shares!	1 : 5	20%
PFIZER!	Pfizer Inc. NYSE (USA)	World Shares!	World Shares!	1 : 5	20%
PG!	Procter & Gamble Co. NYSE (USA)	World Shares!	World Shares!	1 : 5	20%
QUALCOMM!	Qualcomm Incorporated, NASDAQ (USA)	World Shares!	World Shares!	1 : 5	20%
RAYTHEON!	Raytheon Company, NYSE (USA)	World Shares!	World Shares!	1 : 5	20%
REGN!	Regeneron Pharmaceuticals Inc, NYSE (US)	World Shares!	World Shares!	1 : 5	20%
RENAULT!	Renault automobiles (EURONEXT Paris)	World Shares!	World Shares!	1 : 5	20%
REPSOL!	Repsol (Bolsa de Madrid)	World Shares!	World Shares!	1 : 5	20%
RWE-XET!	RWE AG (Frankfurt Stock Exchange)	World Shares!	World Shares!	1 : 5	20%
SAFRAN!	Safran aerospace and defence (EURONEXT Paris)	World Shares!	World Shares!	1 : 5	20%
SAINTGOBAI!	Saint-Gobain building materials&fixtur(EURONEXT Paris)	World Shares!	World Shares!	1 : 5	20%
SANOFI!	Sanofi pharmaceuticals (EURONEXT Paris)	World Shares!	World Shares!	1 : 5	20%
SAP!	SAP SE (XETRA Frankfurt Stock Exchange)	World Shares!	World Shares!	1 : 5	20%
SBUX!	Starbucks Corp, Nasdaq (US)	World Shares!	World Shares!	1 : 5	20%
SCHNEIDER!	Schneider Electric (EURONEXT Paris)	World Shares!	World Shares!	1 : 5	20%
SEB!	SEB (NASDAQ OMX Nordic)	World Shares!	World Shares!	1 : 5	20%
SIE!	Siemens Aktiengesellschaft (Frankfurt Stock Exchange)	World Shares!	World Shares!	1 : 5	20%
SNAP!	Snapchat, NYSE(USA)	World Shares!	World Shares!	1 : 5	20%
SOCIETE!	Societe Genrale banks (EURONEXT Paris)	World Shares!	World Shares!	1 : 5	20%
SOLVAY!	Solvay chemicals (EURONEXT Paris)	World Shares!	World Shares!	1 : 5	20%
SONY!	Sony Corporation. NYSE (USA)	World Shares!	World Shares!	1 : 5	20%
Spotify!	Spotify Technology S.A. Nasdaq (USA)	World Shares!	World Shares!	1 : 5	20%
STMICROELE!	STMicroelectronics semiconductors (EURONEXT Paris)	World Shares!	World Shares!	1 : 5	20%
SWED!	Swed Bank (NASDAQ OMX Nordic)	World Shares!	World Shares!	1 : 5	20%
TECHNIP!	Technip oil equipment and services (EURONEXT Paris)	World Shares!	World Shares!	1 : 5	20%
TELFON!	Telefonica (Bolsa de Madrid)	World Shares!	World Shares!	1 : 5	20%
TELITA!	Telecom Italia S.p.A (Borsa Italiana)	World Shares!	World Shares!	1 : 5	20%
TESCO!	Tesco (London Stock Exchange)	World Shares!	World Shares!	1 : 5	20%
TESLA!	Tesla Motors Inc. Nasdaq (USA)	World Shares!	World Shares!	1 : 5	20%
TEVA!	Teva Pharmaceutical Industries Ltd. NASDAQ (USA)	World Shares!	World Shares!	1 : 5	20%



TOTAL!	Total (EURONEXT Paris)	World Shares!	World Shares!	1 : 5	20%
TOYOTA!	Toyota Motor Corp. NYSE (USA)	World Shares!	World Shares!	1 : 5	20%
TWITTER!	Twitter Inc. Nasdaq (USA)	World Shares!	World Shares!	1 : 5	20%
UBS!	UBS AG. NYSE (USA)	World Shares!	World Shares!	1 : 5	20%
UCG!	Unicredit (Borsa Italiana)	World Shares!	World Shares!	1 : 5	20%
UNIBAIL-R!	Unibail-Rodamco (EURONEXT Paris)	World Shares!	World Shares!	1 : 5	20%
UnileverNL!	Unilever NV (EURONEXT Paris)	World Shares!	World Shares!	1 : 5	20%
VALLOUREC!	Vallourec industrial machinery (EURONEXT Paris)	World Shares!	World Shares!	1 : 5	20%
VEOLIA!	Veolia Environnement water (EURONEXT Paris)	World Shares!	World Shares!	1 : 5	20%
VERIZON!	Verizon Communications Inc. NYSE (USA)	World Shares!	World Shares!	1 : 5	20%
VINCI!	Vinci heavy construction (EURONEXT Paris)	World Shares!	World Shares!	1 : 5	20%
VISA!	Visa Inc. NYSE (USA)	World Shares!	World Shares!	1 : 5	20%
VIVF!	Vivendi France (EURONEXT Paris)	World Shares!	World Shares!	1 : 5	20%
VODAFONE!	Vodafone Group (London Stock Exchange)	World Shares!	World Shares!	1 : 5	20%
VOWGEN!	Volkswagen AG (Frankfurt Stock Exchange)	World Shares!	World Shares!	1 : 5	20%
WMART!	Wal-Mart Stores Inc. NYSE (USA)	World Shares!	World Shares!	1 : 5	20%
XIAOMI!	Xiaomi Inc. (Hong Kong Stock Exchange)	World Shares!	World Shares!	1 : 5	20%
Yandex!	Yandex N.V. Nasdaq (USA)	World Shares!	World Shares!	1 : 5	20%
ASTON!	Aston Martin	World Shares!	World Shares!	1 : 5	20%
WEED!	Canopy Growth Corp (Toronto SE)	World Shares!	World Shares!	1 : 5	20%
CRONOS!	Cronos Group Inc (Toronto SE)	World Shares!	World Shares!	1 : 5	20%
AURORA!	Aurora Cannabis Inc (Toronto SE)	World Shares!	World Shares!	1 : 5	20%
GW!	GW Pharmaceuticals nasdaq (USA)	World Shares!	World Shares!	1 : 5	20%
RWE-XET!	RWE AG	World Shares!	World Shares!	1 : 5	20%
TLRY-NSDQ!	Tilray Inc NASDAQ (USA)	World Shares!	World Shares!	1 : 5	20%
APHRIA!	Aphria Inc NYSE (USA)	World Shares!	World Shares!	1 : 5	20%